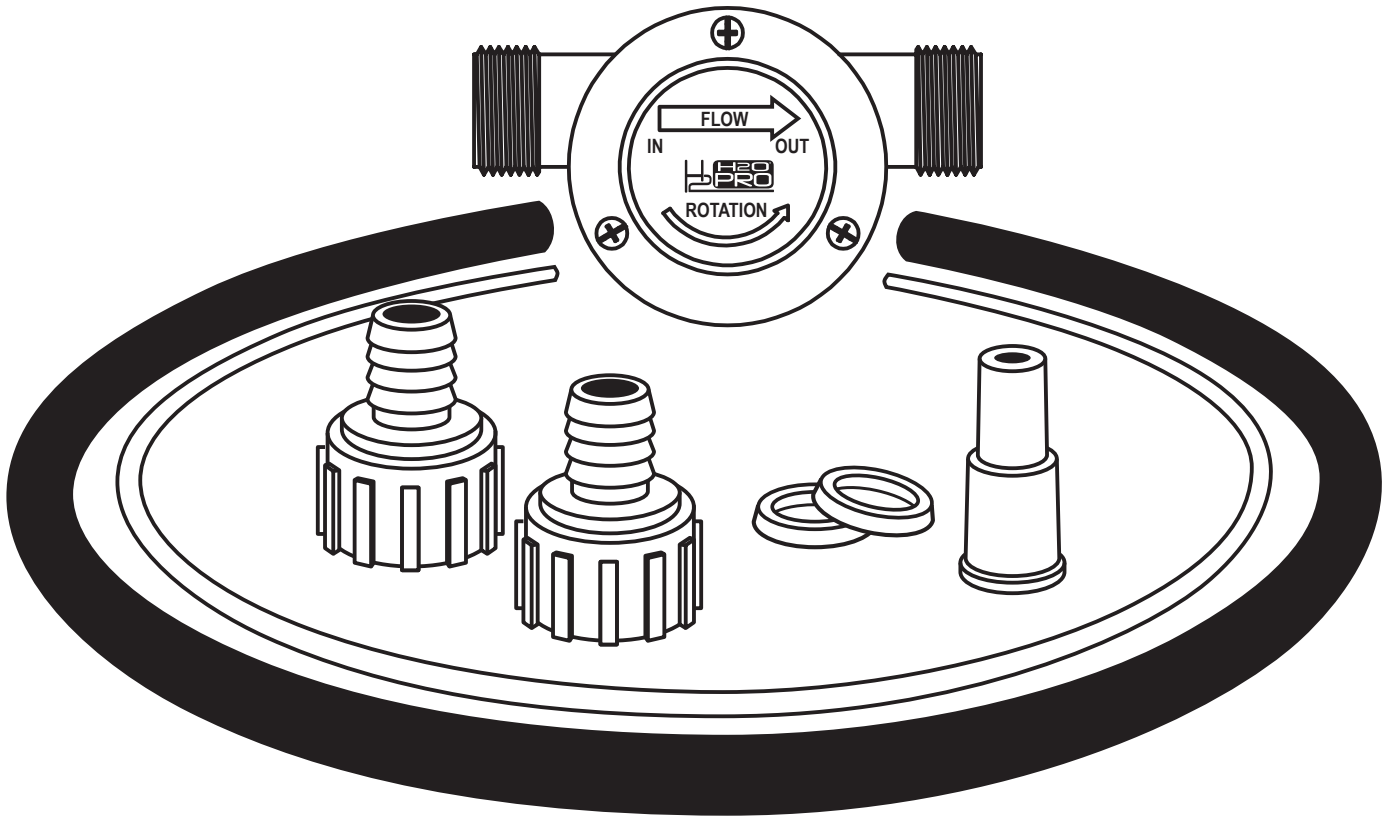


1/4" DRILL PUMP KIT

MODEL# 024491



ATTACH YOUR RECEIPT HERE

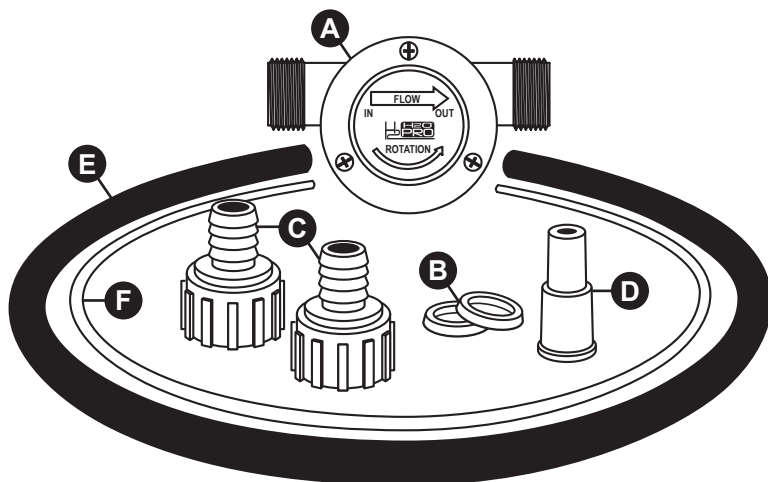
Serial Number _____ Purchase Date _____



Questions, problems, missing parts? Before returning to your retailer, call our customer service department at 1-800-742-5044, 7:30 a.m. - 5:00 p.m., EST, Monday - Friday.

PACKAGE CONTENTS

ITEM	DESCRIPTION	QUANTITY
A	Drill Pump	1
B	Rubber Washer	2
C	Hose Adapter	2
D	Rubber Boot Hose Connector	1
E	1/2" Black Hose	1
F	1/4" Clear Plastic Suction Tube	1



SAFETY INFORMATION

Please read and understand this entire manual before attempting to assemble, operate, or install the product.

DANGER

- **FIRE/EXPLOSION HAZARD.**

Pump only clear water. Do not pump flammable or explosive fluids such as gasoline, fuel oil, kerosene, etc. Do not use in a flammable and/or explosive atmosphere. Failure to follow these warnings could result in death or serious injury and/or property damage.

- **RISK OF ELECTRIC SHOCK.**

Connect your drill to a properly grounded electrical outlet. For maximum safety, the drill should be connected to an outlet equipped with a ground fault interrupter device. Keep hands, feet and drill motor dry. Using or touching a wet drill motor could result in fatal electrical shock.

- **CHEMICAL ALERT.**

Prop65 Warning for California residents:

 **WARNING:** Cancer and Reproductive Harm - www.P65Warnings.ca.gov

CAUTION

- **PRODUCT DAMAGE MAY RESULT.**

Do not run the pump dry. Do not run pump backwards.

- **PRODUCT DAMAGE MAY RESULT.**

These pumps are not designed or intended to be used to handle sewage or effluent.

- **PRODUCT DAMAGE MAY RESULT.**

This pump has been evaluated for use with WATER only.

- **PRODUCT DAMAGE MAY RESULT.**

Maximum continuous operating water temperature for standard model pumps must not exceed 104°F (40°C).

- **PRODUCT DAMAGE MAY RESULT.**

Not designed for 24/7 operation. Design life is 4500 accumulated hours.

PRODUCT USE

This utility pump will not turn by hand. This kit is designed to be used with electric hand drills. It is self-priming and can develop pressures to 25 PSI and flow rates to 150 GPH.

This pump is ideal for the following applications:

- Clogged sinks
- Overflowing washing machines
- Emptying aquariums
- Pumping out pool covers
- Transferring oil from autos and boats

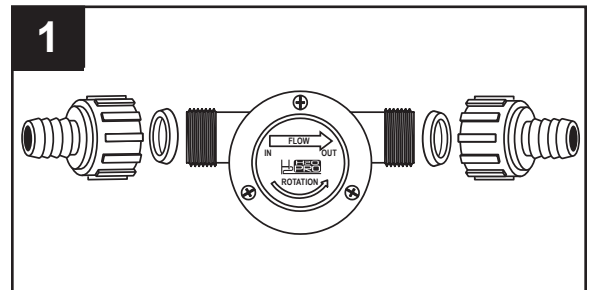
INSTRUCTIONS

For using the drill pump with included attachments.

(This drill pump may also be used with standard garden hoses connected to the inlet and outlet sides of the pump. NOTE: Be sure rubber washers are in place when using garden hoses).

1. Attach the plastic barbed hose adapters (2) to the inlet and outlet sides of the drill pump.

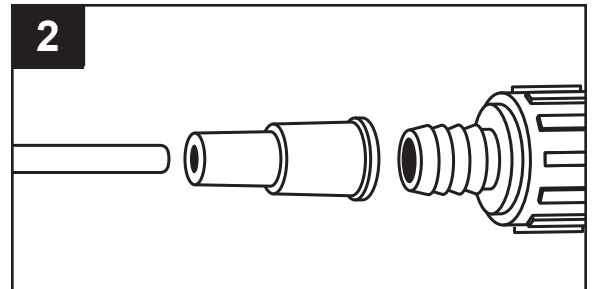
NOTE: Be sure rubber washers are in place and air tight. Failure to use washers may result in reduced pressure and failure to pump.



2. Slip the rubber boot hose connector over the exposed inlet end of the plastic barbed hose adapter. Insert the 1/4" plastic suction tube into the rubber boot on the inlet end of the drill pump. (Inlet and outlet are clearly marked on the pump face).

NOTE: The inlet hose should be as short as possible and no more than 25'.


NOTE: Be sure to use the small 1/4" plastic suction tube when transferring oil.



3. Securely slide the 1/2" plastic hose (larger size) over the barbed end of the hose adapter on the outlet side.

NOTE: Ensure that both hoses are free of kinks or obstructions.

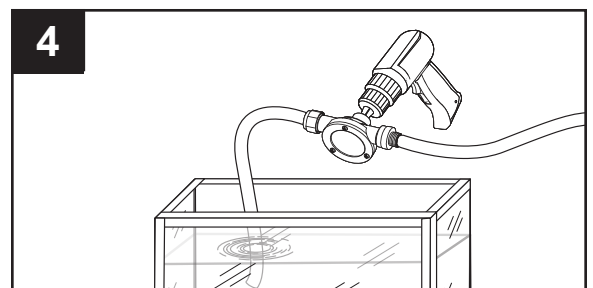
NOTE: The discharge hose should be less than 50'.



4. Tighten the drill chuck onto the pump shaft.

Plug in the 1300RPM or stronger drill. If using a cordless drill be sure to use a fully charged battery.

With the pump/hose assembly loosely held with one hand and the drill with the other, slowly start the drill to ensure it is rotating in the proper direction. (see arrow on the pump housing).



MAINTENANCE

- To obtain the best pump performance and long service life, place a few drops of lubrication oil in the inlet before each use.
- When pumping fluids with abrasives or solids, use a screen or strainer on the suction line to prolong pump life.
- The pump and cover are corrosion-resistant plastic, the impeller and seal are Buna N and the shaft is stainless steel. If the pump becomes hard to turn, it may be due to chemical attack on the impeller from the pumped liquid. In this case, remove the impeller and clean with a mild soap solution.
- For longer life, flush pump with clear water after pumping chemicals or abrasives.

LIMITED WARRANTY

This product is warranted for 90 days from date of purchase. Subject to the conditions hereinafter set forth, the manufacturer will repair or replace to the original consumer, any portion of the product which proves defective due to defective materials or workmanship. This warranty does not cover replacement parts for failure due to normal wear and tear. To obtain warranty service, contact the dealer from whom the product was purchased. The manufacturer retains the sole right and option to determine whether to repair or replace defective equipment, parts or components. Damage due to conditions beyond the control of the manufacturer is not covered by this warranty.

THIS WARRANTY WILL NOT APPLY:

- (a) To defects or malfunctions resulting from failure to properly install, operate or maintain the unit in accordance with printed instructions provided;
- (b) to failures resulting from abuse, accident or negligence or use of inappropriate chemicals or additives in the water;
- (c) to normal maintenance services and the parts used in connection with such service;
- (d) to units which are not installed in accordance with normal applicable local codes, ordinances and good trade practices; and
- (e) if the unit is used for purposes other than for what it was designed and manufactured.

RETURN OF WARRANTED COMPONENTS:

Any item to be repaired or replaced under this warranty must be returned to the manufacturer at Kendallville, Indiana or such other place as the manufacturer may designate, freight prepaid.

THE WARRANTY PROVIDED HEREIN IS IN LIEU OF ALL OTHER EXPRESS WARRANTIES, AND MAY NOT BE EXTENDED OR MODIFIED BY ANYONE. ANY IMPLIED WARRANTIES SHALL BE LIMITED TO THE PERIOD OF THE LIMITED WARRANTY AND THEREAFTER ALL SUCH IMPLIED WARRANTIES ARE DISCLAIMED AND EXCLUDED. THE MANUFACTURER SHALL NOT, UNDER ANY CIRCUMSTANCES, BE LIABLE FOR INCIDENTAL, CONSEQUENTIAL OR SPECIAL DAMAGES, SUCH AS, BUT NOT LIMITED TO DAMAGE TO, OR LOSS OF, OTHER PROPERTY OR EQUIPMENT, LOSS OF PROFITS, INCONVENIENCE, OR OTHER INCIDENTAL OR CONSEQUENTIAL DAMAGES OF ANY TYPE OR NATURE. THE LIABILITY OF THE MANUFACTURER SHALL NOT EXCEED THE PRICE OF THE PRODUCT UPON WHICH SUCH LIABILITY IS BASED.

This warranty gives you specific legal rights, and you may have other rights which vary from state to state. Some states do not allow limitations on duration of implied warranties or exclusion of incidental or consequential damages, so the above limitations may not apply to you.

In those instances where damages are incurred as a result of an alleged pump failure, the Homeowner must retain possession of the pump for investigation purposes.